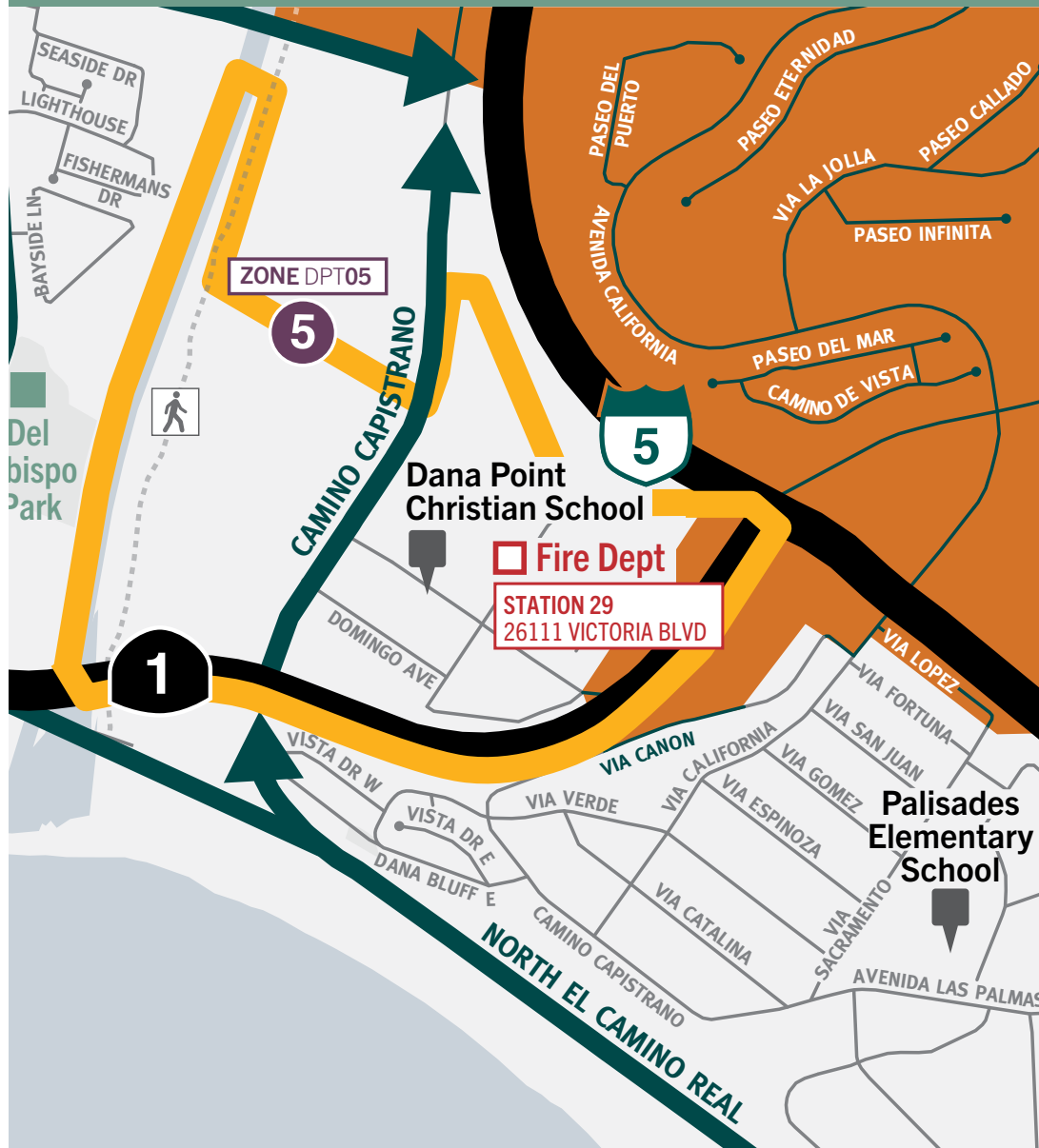


5 DPT05 Know two ways out.

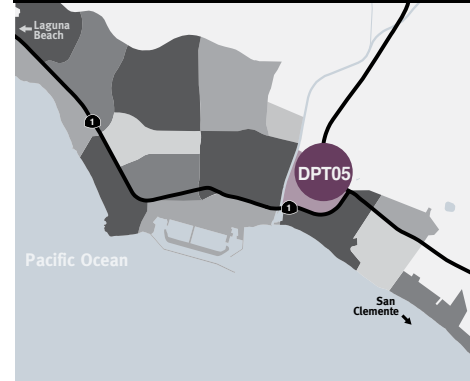


Scan this QR code to download your neighborhood map on your phone or tablet!

Familiarize yourself with major routes out of your neighborhood in case of an evacuation.



You Are Here:



Emergency Alerts and Fire Information

Wildfires can strike suddenly and without warning. Public safety officials will attempt to notify residents when evacuations are necessary, but this is not always possible. Advance preparation and situational awareness are required.

Evacuation Safety Tips

What to wear?

Wear goggles, leather gloves, and heavy shoes/boots; protect skin with long cotton or wool clothing; protect airway and face with an N95 mask and bandana. Wear a hat to protect hair from embers.

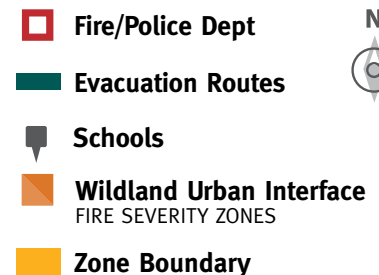
Where to go? Proceed away from the fire and meet at your family's preestablished meeting spot outside the evacuation zone.

Emergency Notifications

Notifications from AlertOC are targeted to areas with an imminent threat to life and safety.

Register for AlertOC by visiting: AlertOC.org

Stay safe and informed!



Your evacuation checklist:



Always do this...

If your family is in danger from a wildfire, don't wait for an evacuation order. Go Early!

Prep Your Communications:

- ☐ **Keep** your cell phones fully charged and on loud/vibrate to ensure you receive emergency alerts.
- ☐ **Notify** an out-of-area contact of your phone number, location and status. Update regularly.
- ☐ **Leave** a note with your contact info and out-of-area contact taped to fridge or inside a front window.
- ☐ **Check** on or call neighbors to alert them.

Keep on Your Person:

- ☐ **Dress** household members in cotton or natural-fiber clothing.
- ☐ **Wear** full coverage goggles, leather gloves, head protection.
- ☐ **Cover** faces with a dry cotton or wool bandana or scarf over an N95 respirator.
- ☐ **Tie** long hair back.
- ☐ **Take** a headlamp and flashlight (even during the day).
- ☐ **Carry** car keys, wallet, ID, cell phone, and charger.
- ☐ **Drink** plenty of water, stay hydrated.
- ☐ **Put** "Go Kits" in your vehicle.

Pets and Animals:

- ☐ **Locate** your pets and place in carriers NOW. You won't be able to catch them when the fire approaches.
- ☐ Be sure your pets wear tags and are registered with microchips.
- ☐ **Place** carriers (with your pets in them) near the front door, with fresh water and extra food.

Prep Your Home:

Evacuating early, when possible, means you'll have time to safely prepare your home before evacuating.

- ☐ **Close** all windows and doors.
- ☐ **Shut off** air conditioning and fans.
- ☐ **Close** the fireplace flue.
- ☐ **Leave lights on**, including porch lights.
- ☐ **Move** outdoor combustible items (patio furniture, door mats, charcoal, firewood, lighter fluid, brooms, trash cans, etc.) away from the house or bring them inside.
- ☐ **Turn off** propane tanks.
- ☐ **Close** the garage door.
- ☐ **Connect** garden hoses to spigots and place them so they can reach any area of the house.
- ☐ **Don't leave** sprinklers on or water running as this can waste critical water pressure.



If you are trapped.

Prepare to shelter-in-place. Most homes are exposed to a wildfire's flame front for a short time, but those 10 or 15 minutes can be terrifying. Loud noise, blinding smoke, and unbearable heat will trigger a natural urge to escape, but you must stay inside until the flame front passes. No matter how hot it gets inside, the air outside will be 4 to 5 times hotter.

- ☐ **Keep everyone together**, away from windows and outside walls
- ☐ **Dress in thick, natural-fiber clothing.** Wear long sleeves, long pants, goggles, a bandana or dust mask, and heavy boots to protect skin from radiant heat burns.
- ☐ **Stay hydrated.** Heat exhaustion and dehydration are serious threats during a wildfire.
- ☐ **Make sure exit routes are clear.** Leave outside doors and windows closed and close bedroom and hallway doors inside the house.
- ☐ **Keep** flashlights and fire extinguishers within reach.
- ☐ **Fill** sinks, bathtubs, and buckets with water. Soak towels and use them to cover gaps or cracks under doors or around windows to keep smoke and embers out.
- ☐ **Patrol** inside your home, especially the attic, for spot fires and extinguish them before they spread.
- ☐ **Stay out** of hot tubs and pools. They will not protect you from fire.



When you leave...

- ☐ **Leave immediately** if ordered.
- ☐ **Don't wait**—if you feel unsafe or conditions worsen, leave early.
- ☐ **Assist** elderly or disabled neighbors.
- ☐ **Carpool** with neighbors to reduce traffic.
- ☐ **Take** only essential vehicles with adequate fuel. Keep car fuel tanks at least half full at all times.
- ☐ **In your car**, turn on headlights, close windows, turn on inside air and AC, tune to local radio.
- ☐ **Don't evacuate** by fire road, or into open-spaces near unburned vegetation.
- ☐ **Proceed away** from the fire. Know at least two routes out of your neighborhood.
- ☐ **Drive slowly** and be observant. Be aware of potential road hazards, including fire and law enforcement vehicles.
- ☐ **Don't panic** in traffic.
- ☐ **Don't attempt** to pick up children from school or daycare located in the evacuation zone. Teachers and staff members will respond according to the school's disaster plan.
- ☐ **Drive immediately** to your family's meeting location. If you're separated from one or more family members, make contact according to your communication plan.



**City of Dana Point
Emergency Services**

949-234-2800

bit.ly/DPEmergencyServices

